



# Safety & Security Meeting

Lake Brantley Cluster



[/SeminoleCountySchools](#)

[www.scps.us](http://www.scps.us)



[@SCPSinfo](#)



# Welcome & Introductions

**Ms. Serita Beamon**

Superintendent of Seminole County Public Schools



## Safety & Security Meeting Purpose

- To obtain community feedback and insight regarding the safety and security of our SCPS campuses.
- To build community partnerships in our endeavor to enhance the safety and security of the students and staff in Seminole County.



# SCHOOL SAFETY & SECURITY

Captain Tracy Fortenberry

Lieutenant Kelly Martin



# School Safety

A collaboration between Seminole County Public Schools, the Seminole County Sheriff's Office, and municipality law enforcement agencies.



# Law enforcement in schools

## Educational sites

- 38 Elementary Schools
- 12 Middle Schools
- 9 High Schools
- 3 Alternative Education Sites
- 5 Charter School Campuses
- 2 Higher Ed Campuses





# Office of School Safety & Security



**RAPTOR**<sup>TM</sup>  
TECHNOLOGIES



# Juvenile Programs

- Eugene Gregory Youth Memorial Academy
- SWEAT/ CASU
- Truancy
- Evolution
- Youth Intervention Services
- DJJ Transitional Services
- SNAP (Stop Now And Plan)
- Mobile Response
- Investigative Services
- PAL





# PAY Diversion Programs

- Civil Citation
- JASP (Juvenile Alternative Services Program)
- Teen Court
- Sexting Citation
- Tobacco Citation



# Contact us

- Captain Tracy Fortenberry
- Lieutenant Kelly Martin

[School\\_safety@scps.k12.fl.us](mailto:School_safety@scps.k12.fl.us)





# Cluster K-12 Enrollment

<b>Lake Brantley</b>	<b>7,138</b>
<b>Elementary</b>	<b>3,379</b>
Bear Lake	890
Forest City	798
Sabal Point	875
Wekiva	816
<b>Middle</b>	<b>1,198</b>
Teague	1,198
<b>High</b>	<b>2,561</b>
Lake Brantley	2,561

	<u>District</u>	<u>Cluster</u>	<u>Percent</u>
Total	61,401	7,138	12%
Elementary	26,488	3,379	13%
Secondary	34,913	3,759	11%



# Discipline Data Review



# Discipline Infraction Data

- ***School Environmental Safety Incident Reporting*** (SESIR) grew out of the public's concern that children be safe in the school environment. In 1995-96 in response to this concern, the SESIR system was initiated to enable schools to track incidents and analyze patterns of violent, criminal or disruptive activity. The intent is for there to be complete and objective data from which to design interventions to improve the learning environment.
- Aggression
- Campus Disruption (S)
- Fighting (S)
- Physical Attack (S)
- Threat (S)
- Weapons (S)

(S) – indicates SESIR

Definitions can be found in the Student Conduct and Discipline Code

[https://www.scps.k12.fl.us/\\_resources/documents/StudentConductDisciplineCode.pdf](https://www.scps.k12.fl.us/_resources/documents/StudentConductDisciplineCode.pdf)



# Discipline Data and Considerations

The data provided is the number and percent of students enrolled at the end of quarter 3 (March), who received at least one discipline referral (for each infraction type) in quarters 1-3 for each respective school year.

## **Careful attention must be paid to the scales when analyzing the data.**

- The scales on each graph are different because there is variation in the percentage of students with each referral type.

## **Many of the percentages are very small.**

- Refer to the number of students table to confirm the magnitude of the change.
- The scales in 4 of the 6 slides are under 1%
- Keep this in mind when you see large increases or decreases.



# Discipline Data - Limitations

## Limitations:

- In order to provide a percentage, each student can be only counted once for each infraction type. This data does not take into account students with multiple infractions of the same type that occurred in the same school year.
- A discipline infraction is attached to the student. If the student received a referral at "School A" in Quarter one but moves to "School B" in Quarter 2 the infraction is associated with School B.
- Data does not include students that received an infraction in quarter 1-3 but withdrew from the cluster school.
  - An analysis was performed using all discipline referrals and the trend over time remained the same



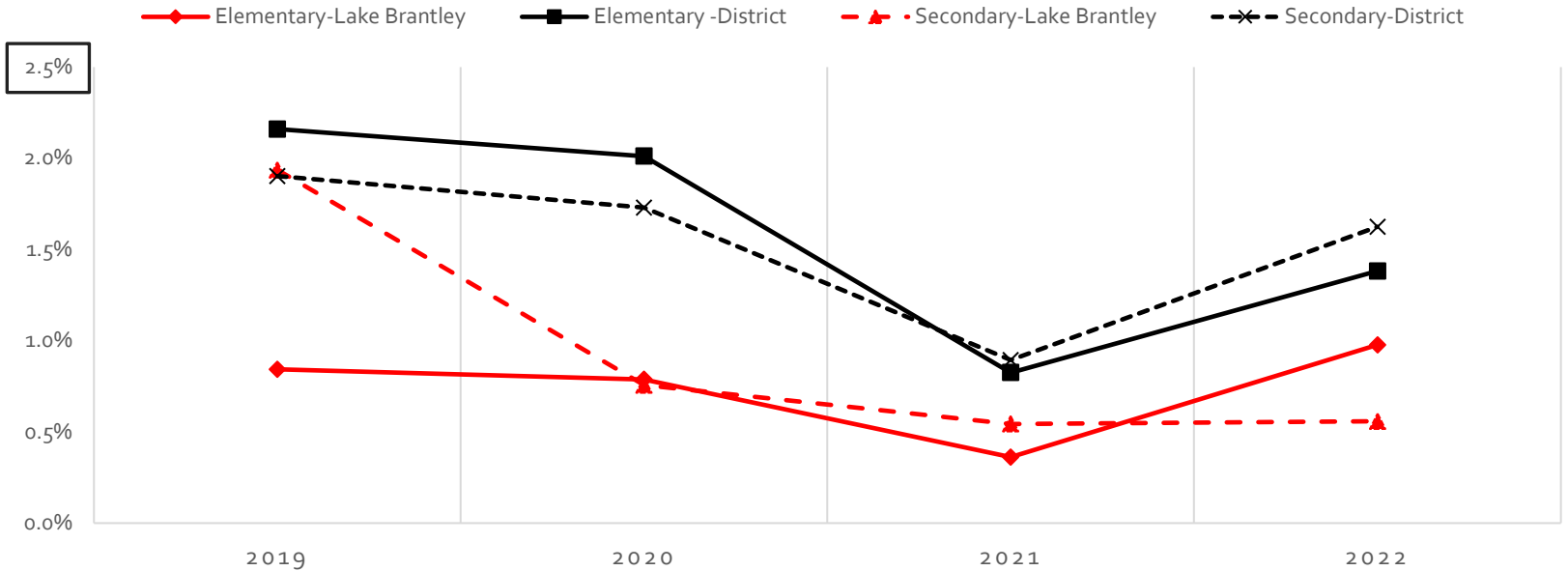
## **Aggression:**

Engaging in any behavior (by word or act) as an individual or as a member of a group or crowd that encourages, incites, or instigates threatening, aggressive, or unsafe acts, or participating as a member of a group or crowd in aggressive or unsafe acts.





# AGGRESSION



	Elementary-Lake Brantley		Elementary -District		Secondary-Lake Brantley		Secondary-District	
	# Stu w/ at least one aggression referral	Total Students	# Stu w/ at least one aggression referral	Total Students	# Stu w/ at least one aggression referral	Total Students	# Stu w/ at least one aggression referral	Total Students
2019	30	3,560	606	28,067	78	4,030	692	36,387
2020	28	3,552	562	27,948	30	3,963	629	36,389
2021	12	3,312	218	26,430	21	3,858	321	35,929
2022	33	3,379	366	26,488	21	3,759	567	34,913

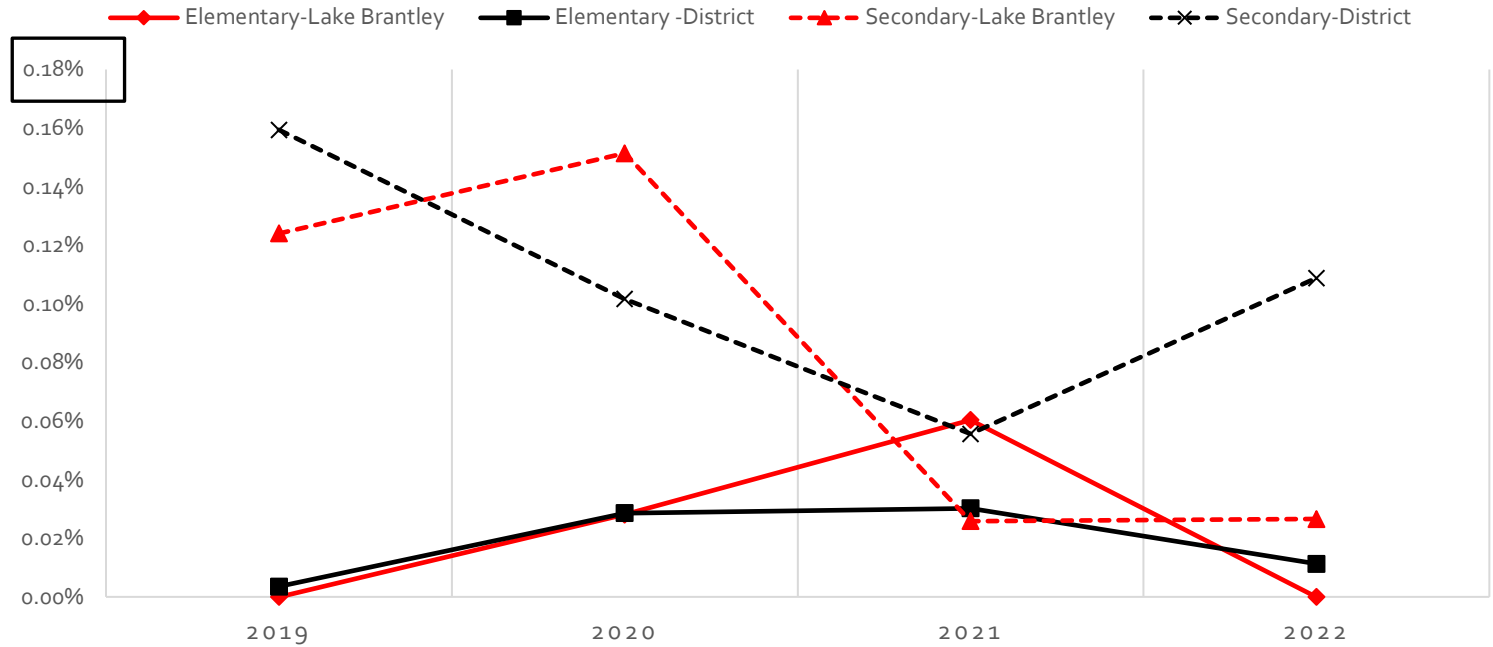


## Campus Disruption:

Disruptive behavior that poses a serious threat to the learning environment, health, safety, or welfare of others. Examples of major disruptions include bomb threats, inciting a riot, or initiating a false fire alarm.



# CAMPUS DISRUPTION



	Elementary-Lake Brantley		Elementary -District		Secondary-Lake Brantley		Secondary-District	
	# Stu w/ at least one Campus Disruption referral	Total Students	# Stu w/ at least one Campus Disruption referral	Total Students	# Stu w/ at least one Campus Disruption referral	Total Students	# Stu w/ at least one Campus Disruption referral	Total Students
2019	0	3,560	1	28,067	5	4,030	58	36,387
2020	1	3,552	8	27,948	6	3,963	37	36,389
2021	2	3,312	8	26,430	1	3,858	20	35,929
2022	0	3,379	3	26,488	1	3,759	38	34,913

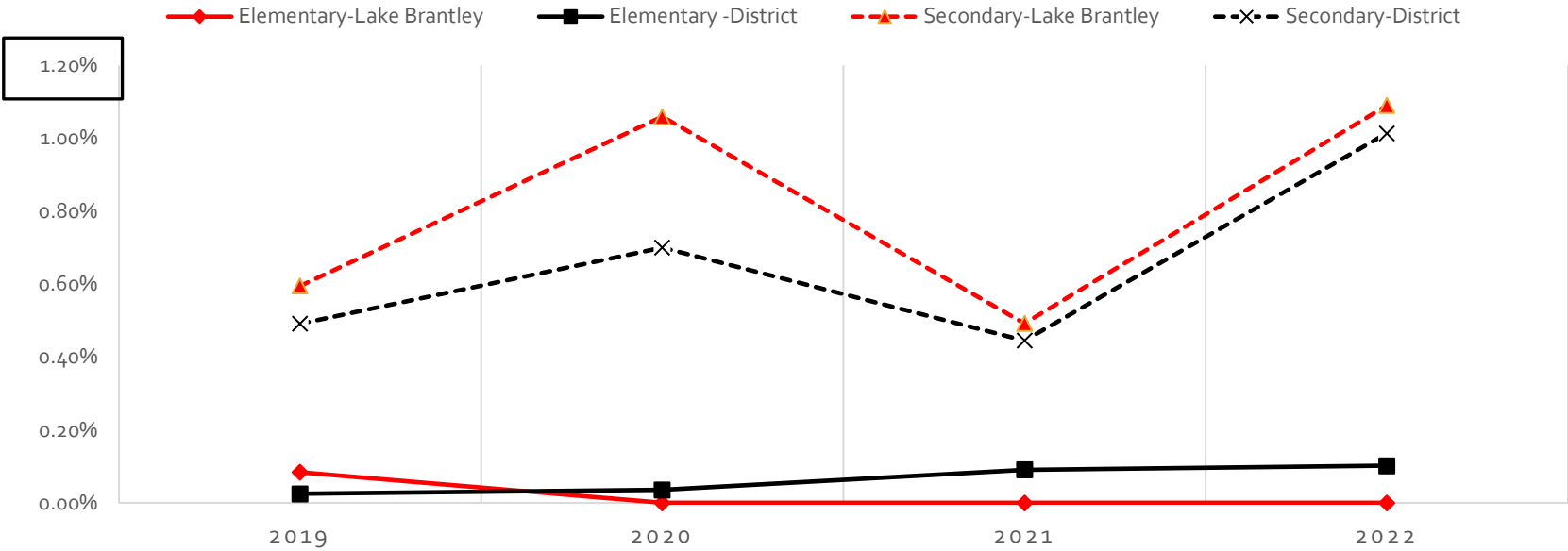


## **Fighting:**

When two or more persons mutually participate in use of force or physical violence that requires either physical intervention or results in injury requiring first aid, or medical attention. Lower-level fights, including pushing, shoving, or altercations that stop on verbal command are not required to be reported in SESIR reporting.



# FIGHTING



	Elementary-Lake Brantley		Elementary -District		Secondary-Lake Brantley		Secondary-District	
	# Stu w/ at least one fighting referral	Total Students	# Stu w/ at least one fighting referral	Total Students	# Stu w/ at least one fighting referral	Total Students	# Stu w/ at least one fighting referral	Total Students
2019	3	3,560	7	28,067	24	4,030	179	36,387
2020	0	3,552	10	27,948	42	3,963	255	36,389
2021	0	3,312	24	26,430	19	3,858	160	35,929
2022	0	3,379	27	26,488	41	3,759	354	34,913

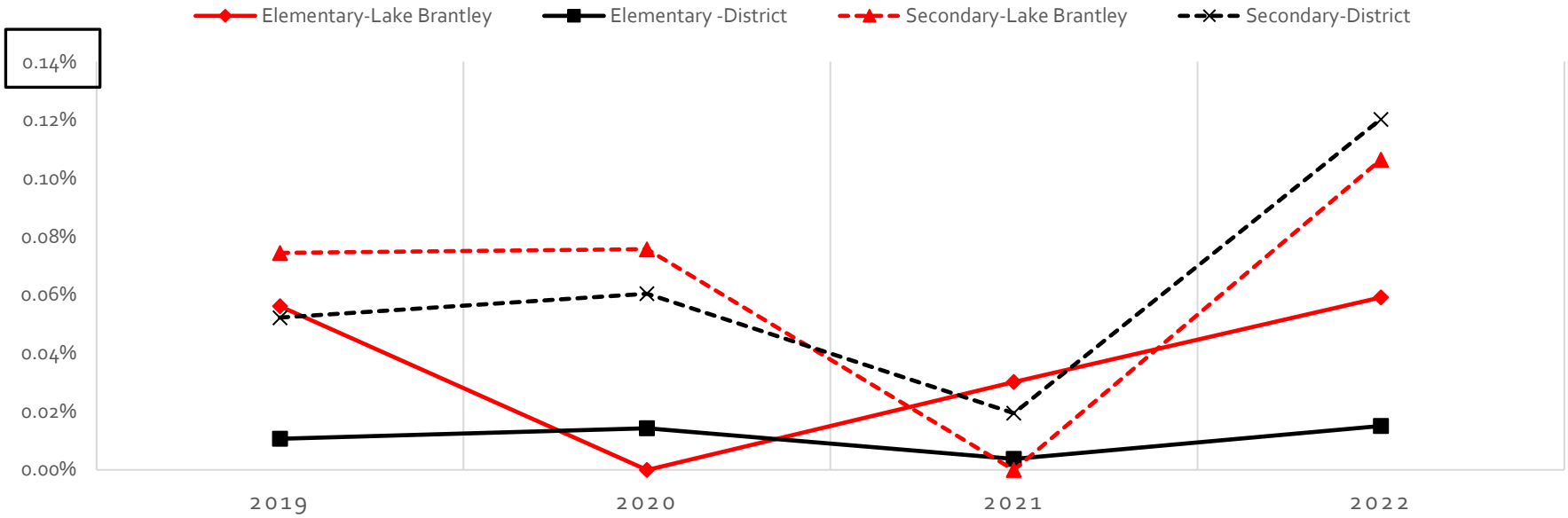


## **Physical Attack:**

An actual and intentional striking of another person against his/her will, or the intentional causing of bodily harm to an individual.



# PHYSICAL ATTACK



	Elementary-Lake Brantley		Elementary -District		Secondary-Lake Brantley		Secondary-District	
	# Stu w/ at least one physical attack referral	Total Students	# Stu w/ at least one physical attack referral	Total Students	# Stu w/ at least one physical attack referral	Total Students	# Stu w/ at least one physical attack referral	Total Students
2019	2	3,560	3	28,067	3	4,030	19	36,387
2020	0	3,552	4	27,948	3	3,963	22	36,389
2021	1	3,312	1	26,430	0	3,858	7	35,929
2022	2	3,379	4	26,488	4	3,759	42	34,913



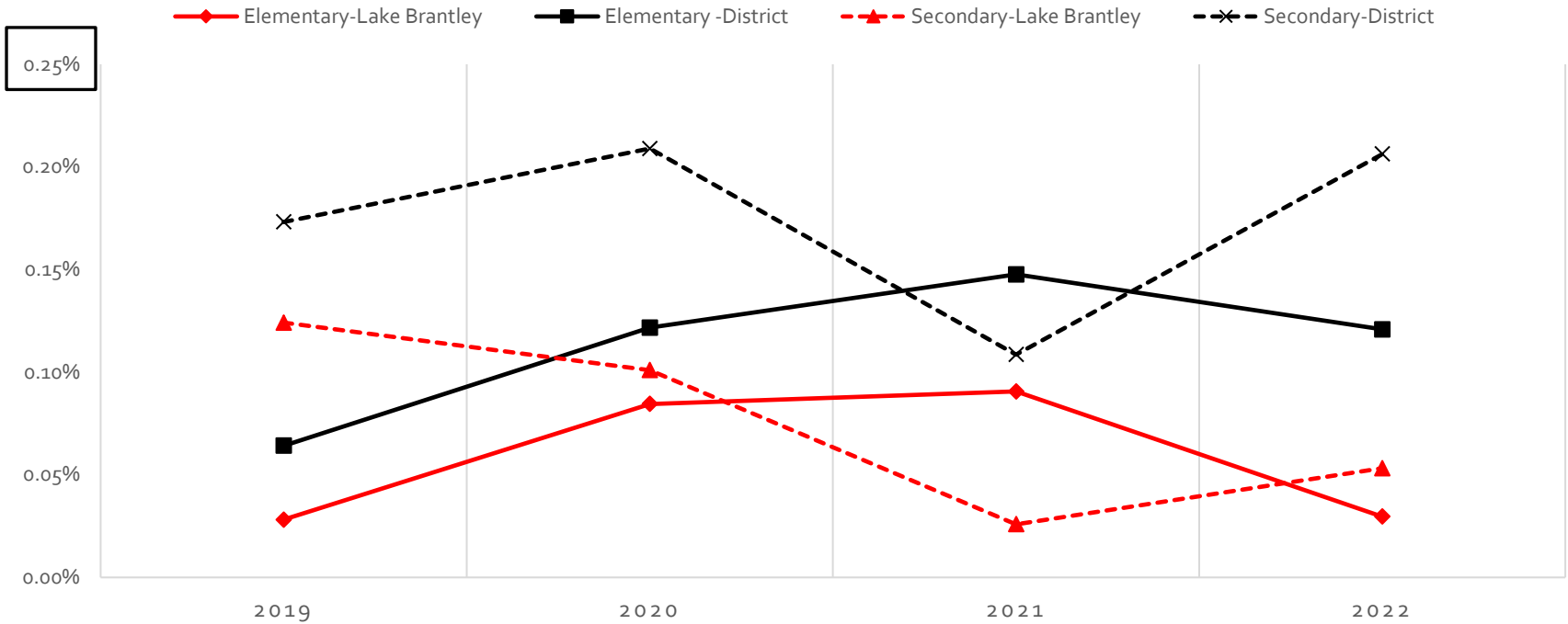
## **Threat:**

An incident where there was no physical contact between the offender and victim, but the victim felt that physical harm could have occurred based on verbal or nonverbal communication by the offender. This includes nonverbal threats and verbal threats of physical harm which are made in person, electronically, or through any other means.





# THREAT



	Elementary-Lake Brantley		Elementary -District		Secondary-Lake Brantley		Secondary-District	
	# Stu w/ at least one threat referral	Total Students	# Stu w/ at least one threat referral	Total Students	# Stu w/ at least one threat referral	Total Students	# Stu w/ at least one threat referral	Total Students
2019	1	3,560	18	28,067	5	4,030	63	36,387
2020	3	3,552	34	27,948	4	3,963	76	36,389
2021	3	3,312	39	26,430	1	3,858	39	35,929
2022	1	3,379	32	26,488	2	3,759	72	34,913

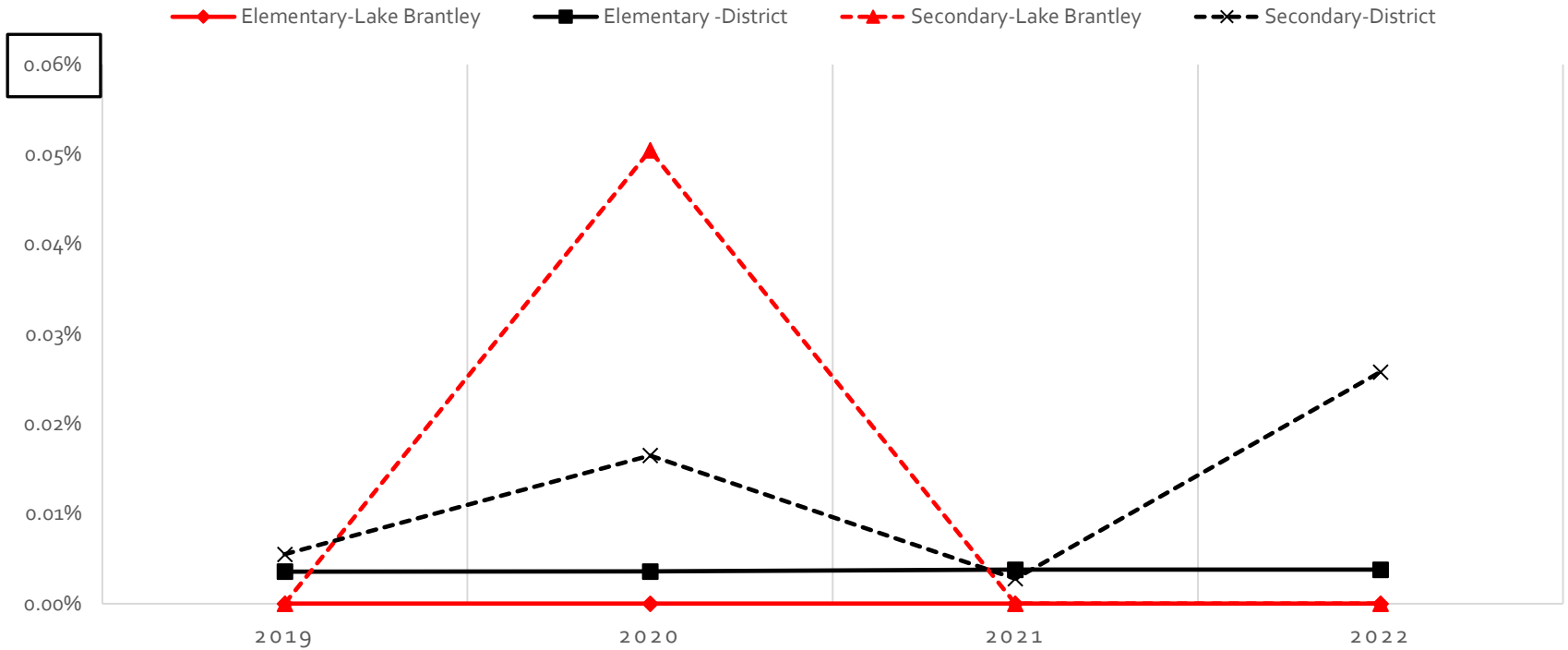


## **Weapons:**

Possession of a firearm or any instrument or object as defined by Section 790.001.F.S., or district code of conduct that can inflict serious harm on another person, or that can place a person in reasonable fear of serious harm. Incidents involving toys and simulated firearms or weapons are subject to the limitations defined in Section 1006.07(2)(g), F.S.



# WEAPONS



	Elementary-Lake Brantley		Elementary -District		Secondary-Lake Brantley		Secondary-District	
	# Stu w/ at least one weapon referral	Total Students	# Stu w/ at least one weapon referral	Total Students	# Stu w/ at least one weapon referral	Total Students	# Stu w/ at least one weapon referral	Total Students
2019	0	3,560	1	28,067	0	4,030	2	36,387
2020	0	3,552	1	27,948	2	3,963	6	36,389
2021	0	3,312	1	26,430	0	3,858	1	35,929
2022	0	3,379	1	26,488	0	3,759	9	34,913

## Discussion/Reflection 1 – Discipline Data

- After reviewing the discipline data, use Discipline Data QR Code or link to provide the following feedback:
- What do you notice?
- What do you wonder?

<https://bit.ly/LBHSDisc>





# SCPS Safety Survey Results Review



# SCPS Safety Survey

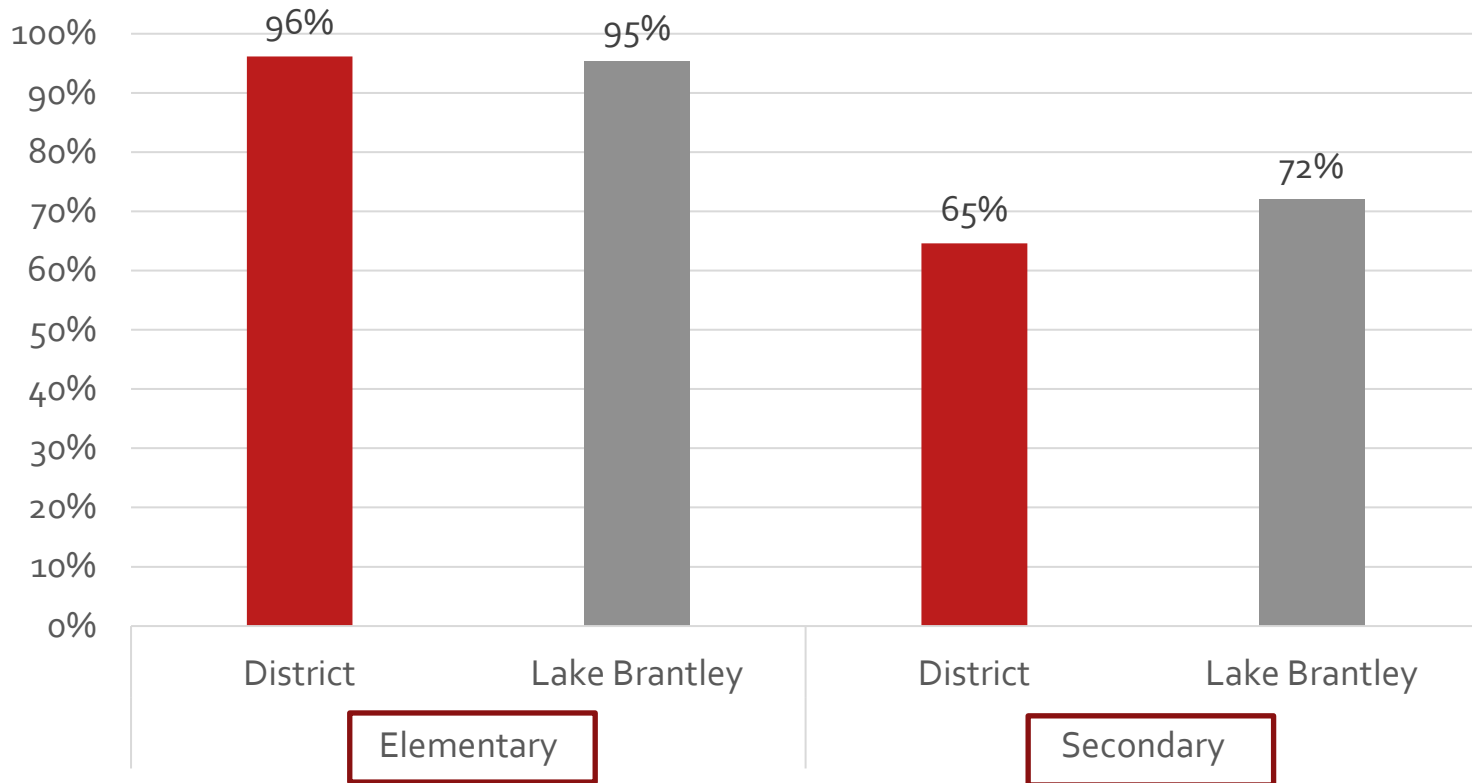
**Students in grades 4-12** participated in the Safety Survey during the months of October-November.

## Questions:

- On a scale from 0-10, how safe do you feel at your school?
- Do you have a trusted adult on campus to talk to if you have a concern?
- How well do you know the procedures to follow when there is an active threat emergency on campus?
- How prepared do you think your school is for emergencies?
- If you could make changes, what is the one change you would make to the school to make it feel safer?

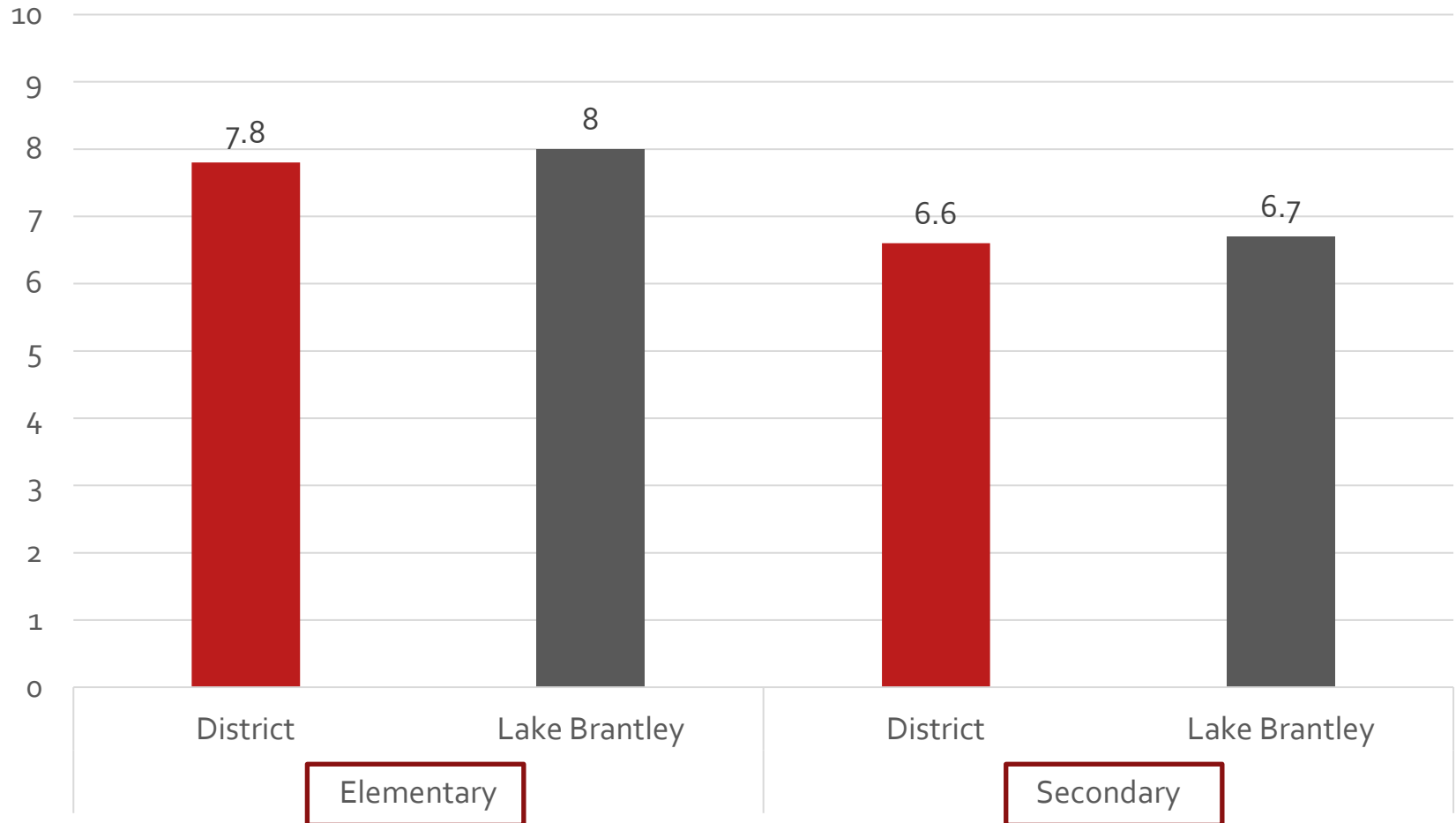


### SCPS Safety Survey - Participation



		Participated	Enrolled
Elementary Enrolled in Grades 4-5	District	8,612	8,956
	Lake Brantley	1,106	1,161
Secondary	District	22,609	34,986
	Lake Brantley	2,701	3,754

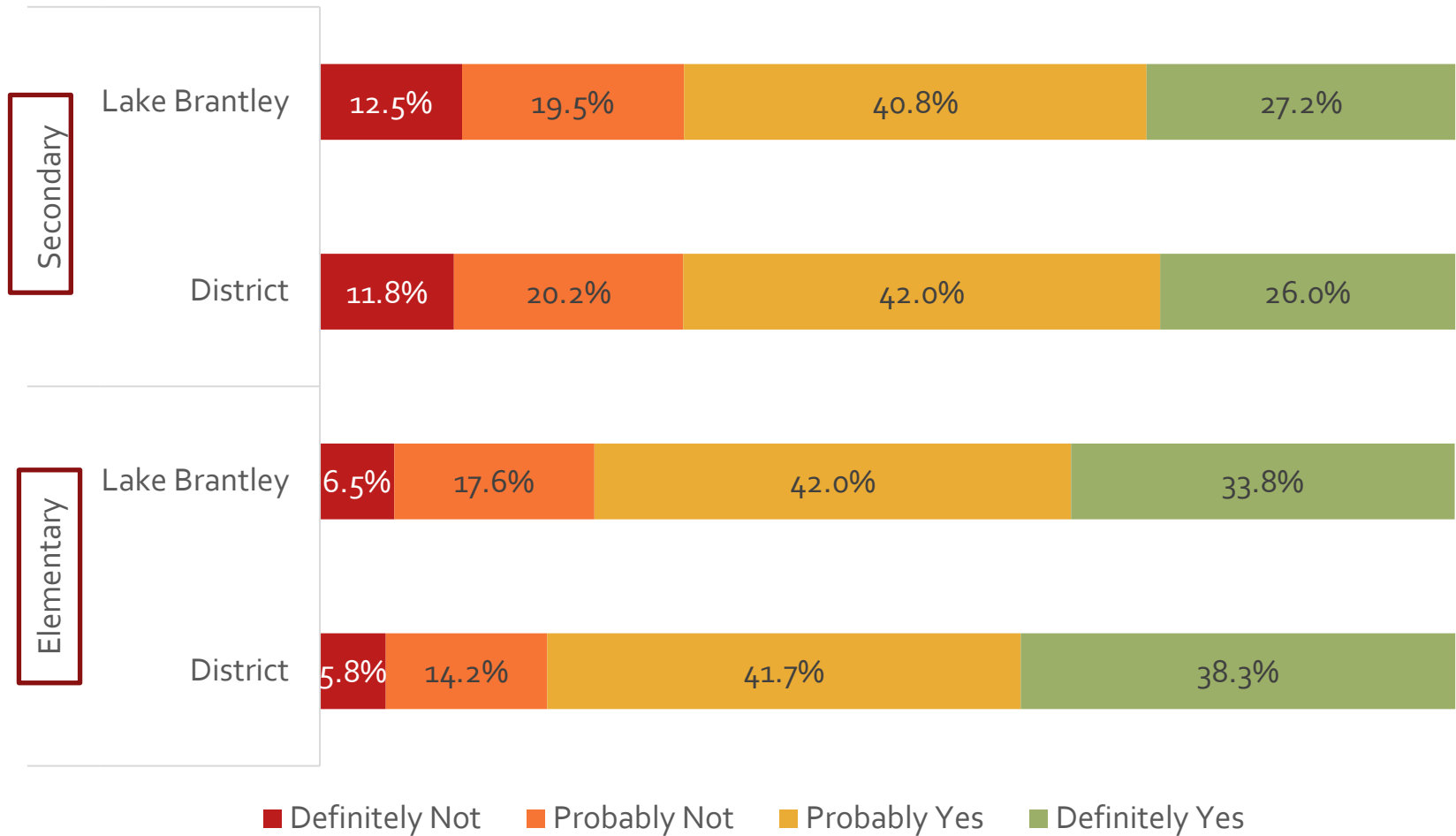
### On a scale from 1-10, how safe do you feel at your school?





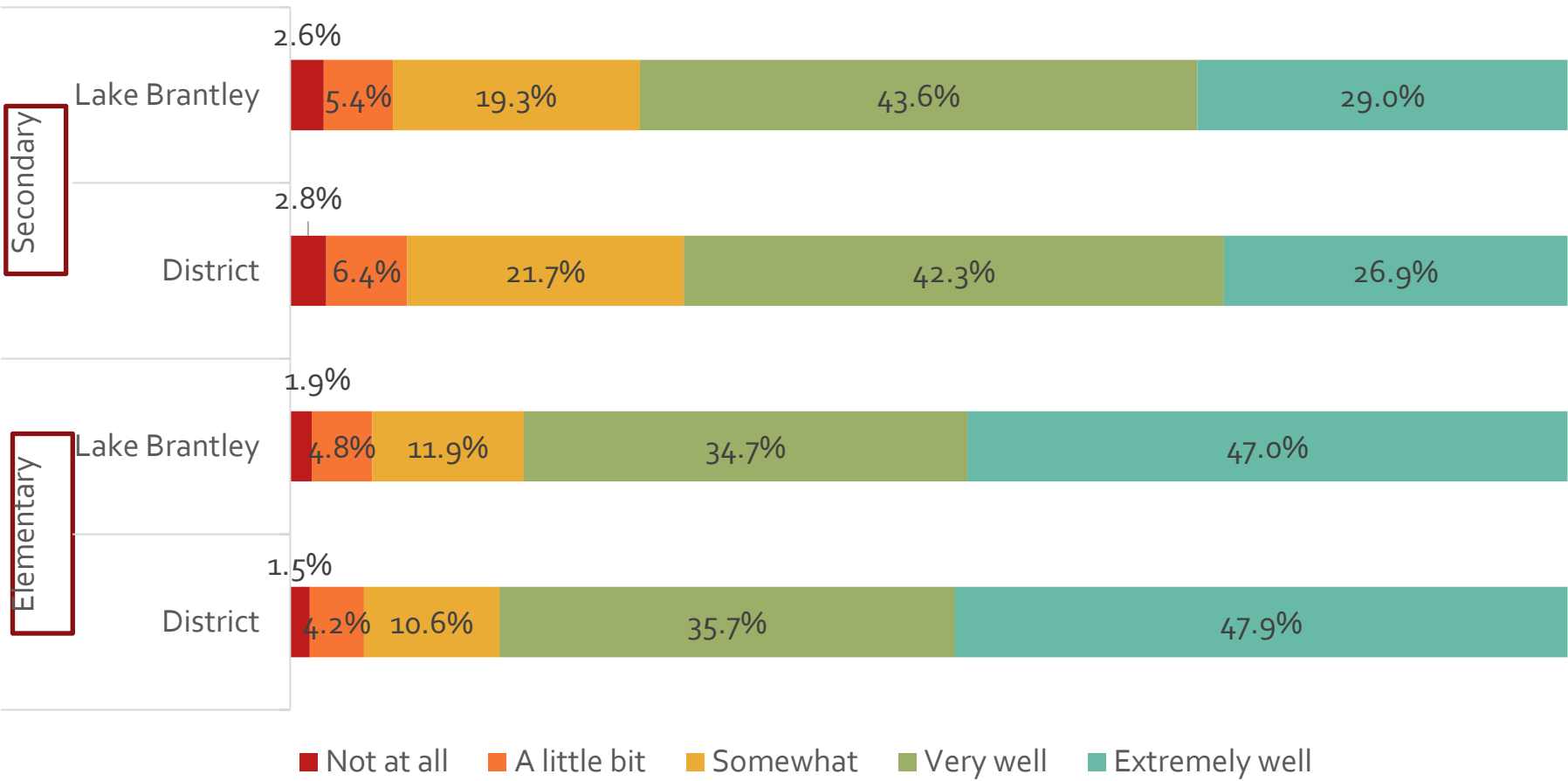


### Do you have a trusted adult on campus to talk to if you have a concern?

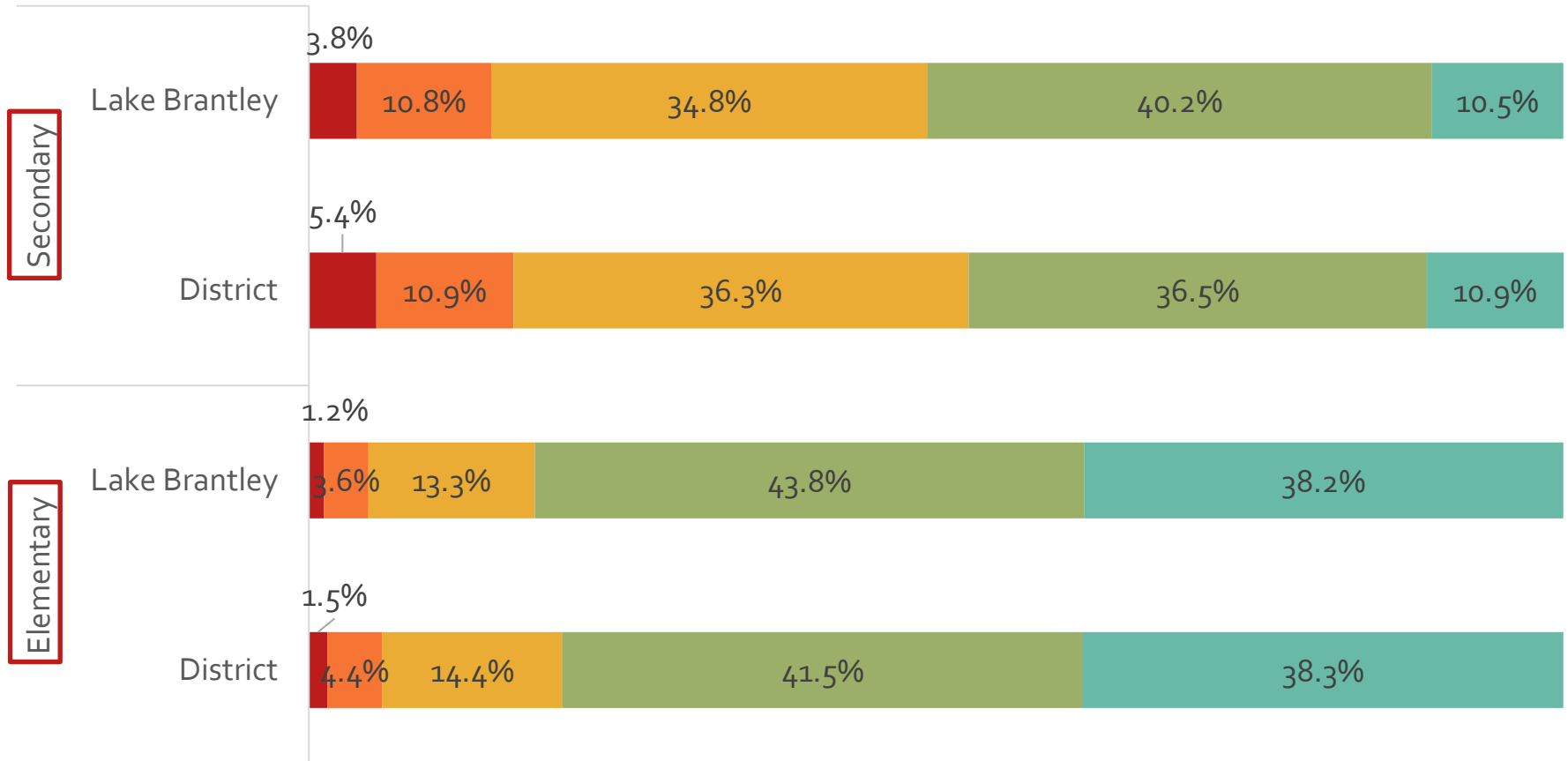




### How well do you know the procedures to follow when there is an active threat emergency on campus?



## How prepared do you think your school is for emergencies?



■ Not at all prepared 
 ■ A little prepared 
 ■ Somewhat prepared 
 ■ Very prepared 
 ■ Completely prepared



## Student Open Response Question

**If you could make changes, what is the one change you would make to the school to make it feel safer?**

### Most Common Response Topics

- Need for additional security
- More police and/or security officers
- Understanding of procedures
- No Safety Concerns



## If you could make changes, what is the one change you would make to the school to make it feel safer?

“I personally would feel more safe if there was more gates around the school. So that no one could get in.”

“More officers on school grounds.”

“One change we can do for our school is a healthier environment sometimes kids need someone to talk to other than our parents. Like teachers for example are technically considered our 2nd parents because of how much we see them, we may need a hug or some sort of comfort from them”

“More adults monitoring the hallways between classes.”

“I feel like you can have the teachers go over all the emergency rules and have drills 2/3 times a month.”

“Nothing I believe the school is safe.”



# Snapshot Survey Results Review – Safety & Discipline



# SnapShot Survey

**Students in grades 4-12, parents, and faculty and staff** participated in the SnapShot survey during the months of February-March.

- Data collected from the surveys inform and support the school improvement process.

## Questions

- On a scale from 0-10, how likely would you recommend your school?
- What do you like about your school?
- What could be improved at your school?



# SnapShot Survey Participation

	Parent	Faculty/Staff	Student
Overall District Participation	12,529	3,378	35,336

		Parent	Faculty/Staff	Student
Elementary	District	5,800	1,693	9,585
	Lake Brantley	645	183	1,306
Secondary	District	6,729	1,685	25,751
	Lake Brantley	593	126	2,933



# SnapShot Survey Response Considerations

**Careful attention must be paid to the scales when analyzing the data.**

- The scales on each graph are different.

**Many of the percentages are very small.**

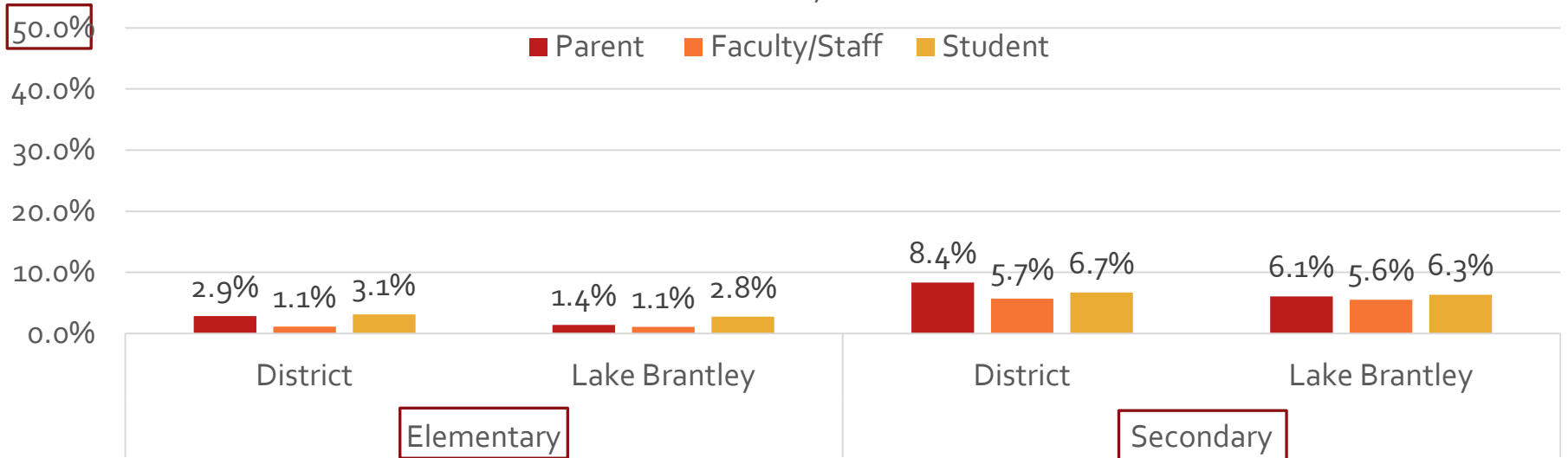
Keep this in mind when you see large increases or decreases.

- Refer to the tables on the slides that reflect number of respondents.



## Snapshot Survey - What could be improved?

Safety Comment Keywords = safety, safe, unsafe, security  
Safety



		Parent		Faculty/Staff		Student	
		# <b>safety</b> mentioned	# Participants	# <b>safety</b> mentioned	# Participants	# <b>safety</b> mentioned	# Participants
Elementary	District	166	5,800	19	1,693	301	9,585
	<b>Lake Brantley</b>	<b>9</b>	<b>645</b>	<b>2</b>	<b>183</b>	<b>36</b>	<b>1,306</b>
Secondary	District	563	6,729	96	1,685	1733	25,751
	<b>Lake Brantley</b>	<b>36</b>	<b>593</b>	<b>7</b>	<b>126</b>	<b>186</b>	<b>2,933</b>

## **Safety Keywords - What could be improved?**

“More staff is needed in cafeteria to help assist younger students or keep everyone safe.” Elementary Parent

“Be more aware of things ongoing at school, events, resources, communication with teachers, staff, and safety procedures.” Elementary Parent

“There could be more safety workers around campus when the safety patrols are in class.” Elementary Student

“Increase in security. More peer counseling classes.” Secondary Parent

“Safety. And knowledge of certain mental health illnesses.” Secondary Student

“Discipline, security, accountability for the students” Secondary Faculty/Staff

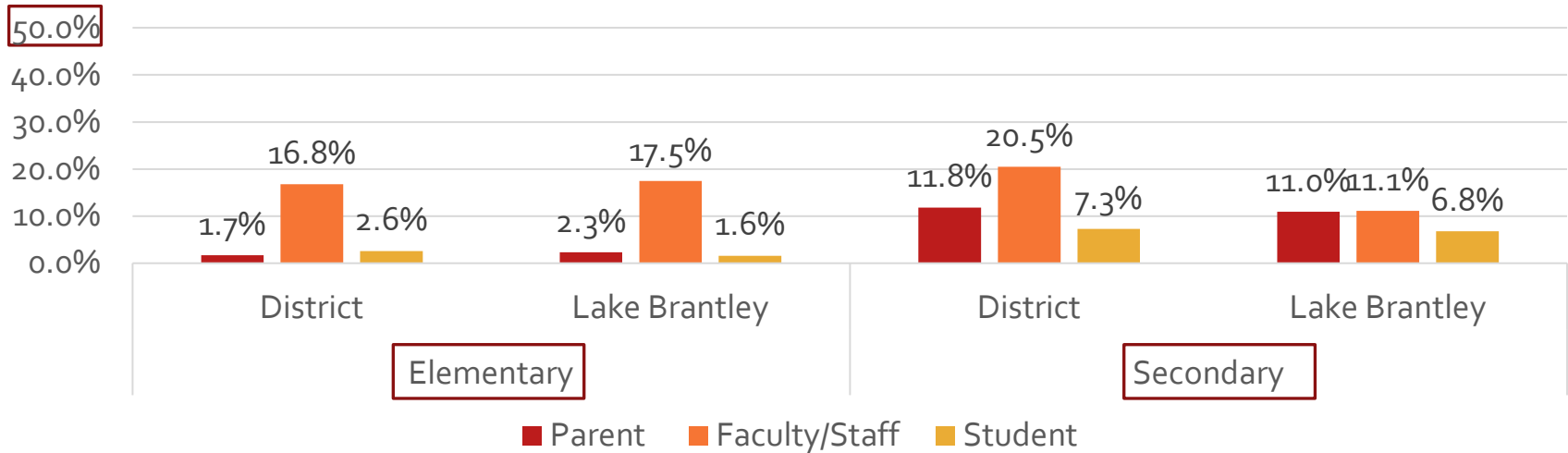
“Consistency, communication and safety.” Secondary Faculty/Staff



## Snapshot Survey - What could be improved?

Discipline Comment Keywords = violence, drugs, discipline, bullying, theft, fights, harassing, behavior

### Discipline



		Parent		Faculty/Staff		Student	
		# discipline mentioned	# Participants	# discipline mentioned	# Participants	# discipline mentioned	# Participants
Elementary	District	101	5,800	284	1,693	248	9,585
	Lake Brantley	15	645	32	183	21	1,306
Secondary	District	796	6,729	345	1,685	1,875	25,751
	Lake Brantley	65	593	14	126	199	2,933



## **Discipline Keywords - What could be improved?**

“More communication about child’s behavior In class and in area they struggle in, especially when they don’t get homework.” Elementary Parent

“More discipline / consequences for negative behavior.” Elementary Parent

“This has been the most challenging year. There is no behavior protocols in place for students who have extreme behaviors and need help.” Elementary Faculty/Staff

“Possibly behavior? Many of us get into fights. (not physically, but verbally)” Elementary Student

“Accountability when it comes to behavior - absences, late to class, referrals” Secondary Parent

“If possible, and time permitting, more comprehensive run through of procedure and policy, particularly as it pertains to discipline.” Secondary Faculty/Staff

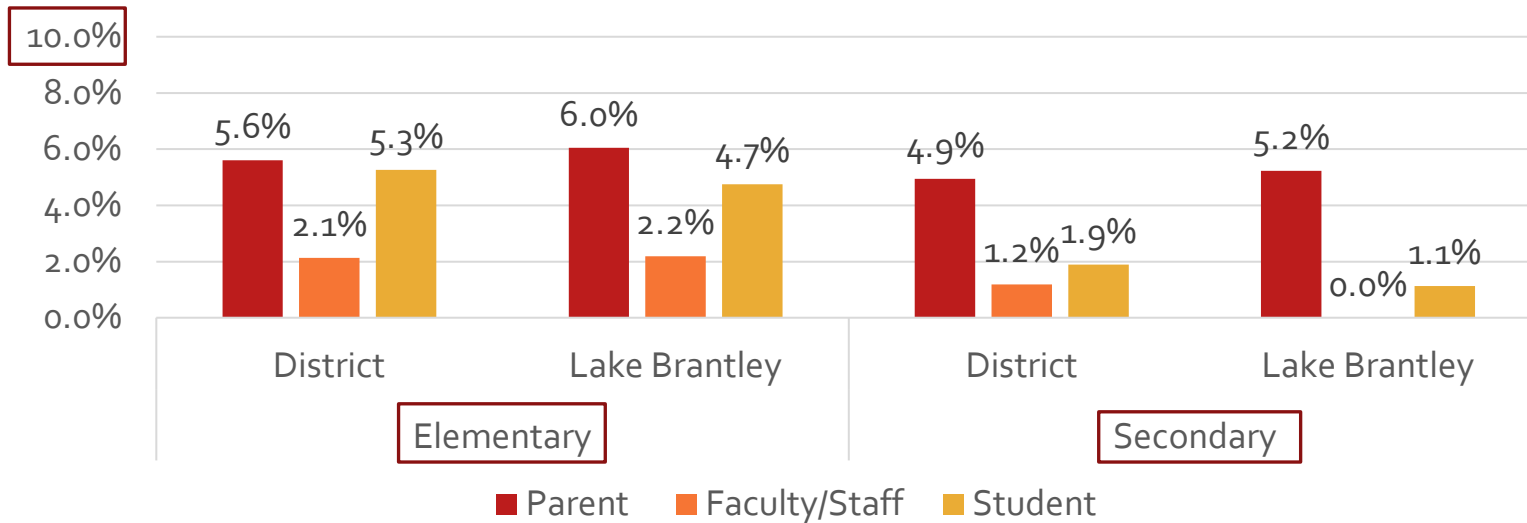
“The security to prevent fights around campus during both lunches and break.” Secondary Student



## Snapshot Survey – What do you like about your school?

Safety Comment Keywords = safety, safe, unsafe, security

### Safety



		Parent		Faculty/Staff		Student	
		# <u>safety</u> mentioned	# Participants	# <u>safety</u> mentioned	# Participants	# <u>safety</u> mentioned	# Participants
Elementary	District	325	5,800	36	1,693	504	9,585
	Lake Brantley	39	645	4	183	62	1,306
Secondary	District	333	6,729	20	1,685	486	25,751
	Lake Brantley	31	593	0	126	33	2,933

## **Safety Keywords - What do you like about the school?**

“The teachers are amazing, the principal always promptly responds to emails, it is a loving safe environment.” Elementary Parent

“True community school with support from parents and community. Great admin, nice kids, safe neighborhood” Elementary Faculty/Staff

“What I like about this school is there are safety patrols to keep us safe, there are a lot of security cameras and I feel safe” Elementary Student

“It’s a safe, well organized school Very good communication” Secondary Parent

“I feel my child is safe at this high school, and he is getting a quality education.”  
Secondary Parent

“Campus is very safe and easy to get around. Not a lot of chaos, and good teachers.”  
Secondary Student

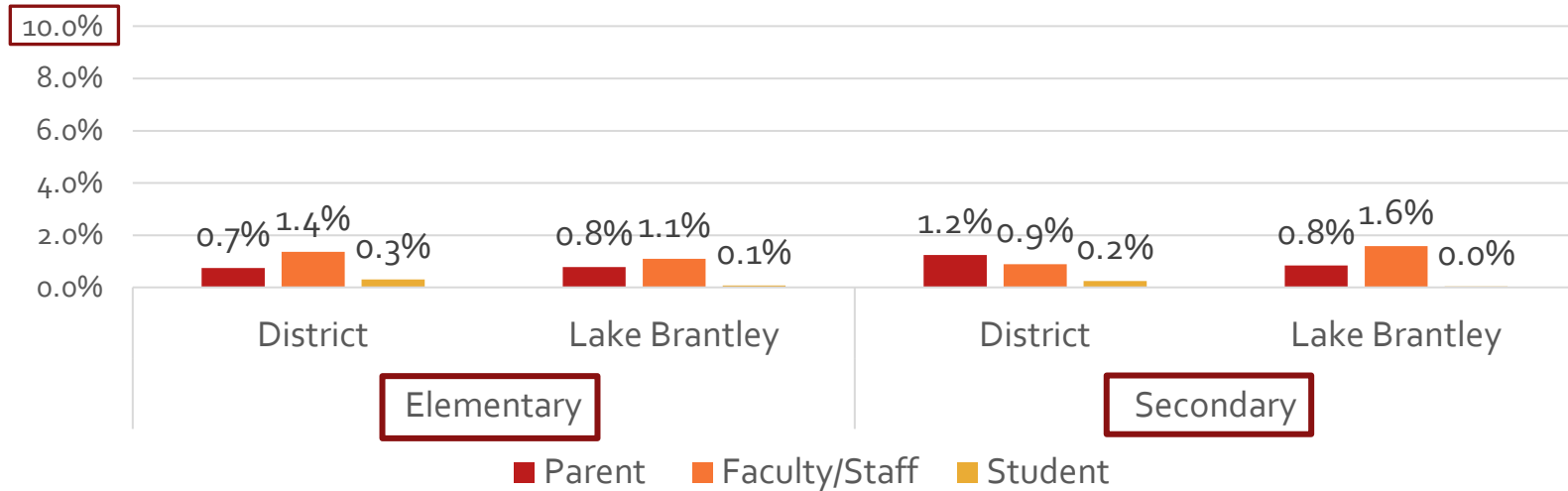
“I like the campus layout, has some great teachers and feels safe” Secondary Student



## Snapshot Survey – What do you like about your school?

Disciple Comment Keywords = violence, drugs, discipline, bullying, theft, fights, harassing, behavior

### Discipline



		Parent		Faculty/Staff		Student	
		# <u>discipline</u> mentioned	# Participants	# <u>discipline</u> mentioned	# Participants	# <u>discipline</u> mentioned	# Participants
Elementary	District	43	5,800	23	1,693	30	9,585
	<b>Lake Brantley</b>	<b>5</b>	<b>645</b>	<b>2</b>	<b>183</b>	<b>1</b>	<b>1,306</b>
Secondary	District	84	6,729	15	1,685	63	25,751
	<b>Lake Brantley</b>	<b>5</b>	<b>593</b>	<b>2</b>	<b>126</b>	<b>1</b>	<b>2,933</b>



## **Discipline Keywords - What do you like about the school?**

“Parental involvement, community feel, positive behavior supports” Elementary Parent

“Behavior problems are handled promptly and fairly. Staff works together to help one another and lift each other up” Elementary Faculty/Staff

“I like that there is no bullying and that we can live our lives as free as we possibly can in this school.” Elementary Students

“Good management who cares about their people. Students are superior performers. Discipline is handled very efficiently and effectively. Faculty supports the teachers.” Secondary Faculty/Staff

“Great teachers. The expectation of good behavior. Accepting culture.” Secondary Parent



## Discussion/Reflection 2 – Survey Data

- After reviewing the Survey data, use Survey Data QR code or link to provide the following feedback:
- What do you notice?
- What do you wonder?

<https://bit.ly/LBHSSurvey>



# Discussion/Reflection 3 – Final Thoughts

<https://bit.ly/LBHSFinal>

Community Meeting #2  
May 17, 2022 6:00pm  
LBHS - Auditorium





# Safety & Security Meeting

Lake Brantley Cluster



/SeminoleCountySchools

[www.scps.us](http://www.scps.us)



@SCPSinfo